

Denim Developers Ltd.

October 16, 2019

To
The Head-Listing Compliance
The Calcutta Stock Exchange Ltd
7, Lyons Range, Dalhousie, Murgighata,
B B D Bagh , Kolkata
West Bengal 700001


Sub: Submission of Shareholding Pattern as per Regulation 31(1)(b) of SEBI (LODR) Regulations, 2015 for Quarter ended 30th September, 2019.

Madam / Sir,

Please find the enclosed Shareholding Pattern herewith as "Annexure -I" for the Quarter Ended 30th September, 2019 in the compliance of Regulation 31(1)(b) of SEBI (LODR) Regulations, 2015 .

Kindly take the same on record.

Thanking You,
For Denim Developers Limited


Komal Mundra
Company Secretary and Compliance officer
M. No. A45408



Encl: as above

CIN: L36101WB1969PLC115504

Website :- www.denimdevelopersltd.com E-Mail :- info@denim.org.in Call- 033-46025620 / +91 - 73000 83921
Regd. Off. - 11A, Esplanade East, 3rd Floor, Kolkata-700069 (West Bengal)

Format of holding of specified securities

Annexure - I

1. Name of the Listed Entity : DENIM DEVELOPERS LIMITED
2. Scrip Code : 10025057 /Name of Scrip : DENIM /Class of Security : Equity Shares
3. Share Holding Pattern Field under: Reg.31(1)(b)/Reg.31(1)(c)
 - a. If under 31(1)(b) then indicate the report for Quarter ending 30.09.2019
4. Declaration: The Listed entity is required to submit the following declaration to the extent of submission of information:-

	Particulars	Yes*	No*
1.	Whether the Listed Entity has issued any partly paid up shares ?	-	No
2.	Whether the Listed Entity has issued any Convertible Securities or Warrants ?	-	No
3.	Whether the Listed Entity has any shares against which depository receipts are issued ?	-	No
4.	Whether the Listed Entity has any shares in locked-in ?	-	No
5.	Whether any shares held by promoters are pledge or otherwise encumbered ?	-	No

5. The tabular format for disclosure of holding of specified securities is as follows :-



Table I - Summary Statement holding of specified securities

Category (I)	Category of shareholder (II)	Nos. of shareholders (III)	No. of fully paid-up equity shares held (IV)	No. of partly paid-up equity shares held (V)	No. of shares underlying Depository Receipt (VI)	Total nos. shares held (VII) = (IV)+(V)+(VI)	Shareholding as a % of total no. of shares (calculated as per SCRR, 1957) (VIII) As a % of (A+B+C2)	Number of Voting Rights held in each class of securities (IX)			No. of Shares Underlying convertible securities (including Warrants) (X)	Shareholding as a % assuming full conversion of convertible securities (as a percentage of diluted share capital) (XI)=(VII)+(X) as a % of (A+B+C)	Number of Locked in shares (XII)		Number of Shares pledged or otherwise encumbered (XIII)		Number of equity shares held in dematerialized form (XIV)	
								No. of Voting Rights					Total as a % of (A+B+C)	No. (a)	As a % of total Shares held (b)	No. (a)		As a % of total Shares held (b)
								Class eg: Eq.	Class eg:y	Total								
(A)	Promoter & Promoters Group	3.00	48328.00			48328.00	0.46	48328.00		48328.00	0.46						48328.00	
(B)	Public	577.00	10565828.00			10565828.00	99.54	10565828.00		10565828.00	99.54						9253492.00	
(C)	Non Promoter-Non Public																	
(C1)	Shares underlying DRs																	
(C2)	Shares held by Employee Trust																	
	Total :=	580.00	10614156.00	0.00		10614156.00	100.00	10614156.00		10614156.00	100.00	0.00	0.00	0.00	0.00	0.00	9301820.00	
	Actual Holder->	587.00																



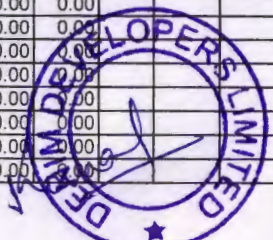
Table II - Statement showing shareholding pattern of the Promoter and Promoter Group

	Category & Name of shareholders (I)	PAN (II)	Nos. of shareholders (III)	No. of fully paid-up equity shares held (IV)	No. of partly paid-up equity shares held (V)	Nos. of shares underlying Depository Receipt (VI)	Total nos. shares held (VII) = (IV)+(V)+(VI)	Shareholding % calculated as per SCRR, 1987 As a % of (A+B+C2) (VIII)	Number of Voting Rights held in each class of securities (IX)			No. of Shares Underlying Outstanding convertible securities (including Warrants) (X)	Shareholding as a % assuming full conversion of convertible securities (as a percentage of diluted share capital) = (X)/(VII)+(X) as a % of (A+B+C)	Number of Locked in shares (XII)		Number of Shares pledged or otherwise encumbered (XIII)		Number of equity shares held in dematerialized form (XIV)	
									No. of Voting Rights					Total as a % of Total Voting Rights	No. (a)	As a % of total Shares held (b)	No. (a)		As a % of total Shares held (b)
									Class (Eq.)	Class y	Total								
(1)	INDIAN :																		
(a)	Individuals / HUF																		
1	SHOVA PUROHIT	ANYP5413D		9000.00	0.00	0.00	9000.00	0.08	9000.00	0.00	9000.00	0.08	0.00	0.08	0.00	0.00	0.00	0.00	9000.00
2	PRADIP KUMAR PUROHIT	ALYPP9285B		13975.00	0.00	0.00	13975.00	0.13	13975.00	0.00	13975.00	0.13	0.00	0.13	0.00	0.00	0.00	0.00	13975.00
3	RAJ KUMAR SHARMA	BMIPS9482B		25353.00	0.00	0.00	25353.00	0.24	25353.00	0.00	25353.00	0.24	0.00	0.24	0.00	0.00	0.00	0.00	25353.00
	TOTAL :-		3.00	48328.00	0.00	0.00	48328.00	0.46	48328.00	0.00	48328.00	0.46	0.00	0.46	0.00	0.00	0.00	0.00	48328.00
(b)	Central Govt./State Govt.(s)		0.00	0.00	0.00	0.00	0.00	0.00	0.00	0.00	0.00	0.00	0.00	0.00	0.00	0.00	0.00	0.00	0.00
(c)	Financial institutions / Banks		0.00	0.00	0.00	0.00	0.00	0.00	0.00	0.00	0.00	0.00	0.00	0.00	0.00	0.00	0.00	0.00	0.00
(d)	Any Other (specify)																		
	Bodies Corporate		0.00	0.00	0.00	0.00	0.00	0.00	0.00	0.00	0.00	0.00	0.00	0.00	0.00	0.00	0.00	0.00	0.00
	Mutual Fund		0.00	0.00	0.00	0.00	0.00	0.00	0.00	0.00	0.00	0.00	0.00	0.00	0.00	0.00	0.00	0.00	0.00
	Trust		0.00	0.00	0.00	0.00	0.00	0.00	0.00	0.00	0.00	0.00	0.00	0.00	0.00	0.00	0.00	0.00	0.00
	Others		0.00	0.00	0.00	0.00	0.00	0.00	0.00	0.00	0.00	0.00	0.00	0.00	0.00	0.00	0.00	0.00	0.00
	Sub Total (A)(1) :		3.00	48328.00	0.00	0.00	48328.00	0.46	48328.00	0.00	48328.00	0.46	0.00	0.46	0.00	0.00	0.00	0.00	48328.00
(2)	FOREIGN :																		
(a)	NRI / Foreign Individuals		0.00	0.00	0.00	0.00	0.00	0.00	0.00	0.00	0.00	0.00	0.00	0.00	0.00	0.00	0.00	0.00	0.00
(b)	Foreign Govt.-Promoter		0.00	0.00	0.00	0.00	0.00	0.00	0.00	0.00	0.00	0.00	0.00	0.00	0.00	0.00	0.00	0.00	0.00
(c)	Foreign Inst. Invest. (FII)		0.00	0.00	0.00	0.00	0.00	0.00	0.00	0.00	0.00	0.00	0.00	0.00	0.00	0.00	0.00	0.00	0.00
(d)	Foreign Portfolio Investor		0.00	0.00	0.00	0.00	0.00	0.00	0.00	0.00	0.00	0.00	0.00	0.00	0.00	0.00	0.00	0.00	0.00
(e)	Any Other (specify)																		
	Foreign Company		0.00	0.00	0.00	0.00	0.00	0.00	0.00	0.00	0.00	0.00	0.00	0.00	0.00	0.00	0.00	0.00	0.00
	Overseas Corporate Bodies		0.00	0.00	0.00	0.00	0.00	0.00	0.00	0.00	0.00	0.00	0.00	0.00	0.00	0.00	0.00	0.00	0.00
	Foreign Bank		0.00	0.00	0.00	0.00	0.00	0.00	0.00	0.00	0.00	0.00	0.00	0.00	0.00	0.00	0.00	0.00	0.00
	Sub Total (A)(2) :		0.00	0.00	0.00	0.00	0.00	0.00	0.00	0.00	0.00	0.00	0.00	0.00	0.00	0.00	0.00	0.00	0.00
	Total Shareholding of Promoter and Promoter G		3.00	48328.00	0.00	0.00	48328.00	0.46	48328.00	0.00	48328.00	0.46	0.00	0.46	0.00	0.00	0.00	0.00	48328.00



Table III - Statement showing shareholding pattern of the Public shareholder

Category & Name of shareholders (I)	PAN (II)	Nos. of shareholders (III)	No. of fully paid up equity shares held (IV)	No. of partly paid-up equity shares held (V)	Nos. of shares underlying Depository Receipt (VI)	Total nos. shares held (VII) = (IV)+(V)+(VI)	Shareholding % calculated as per SCRR, 1957 As a % of (A+B+C2) (VIII)	Number of Voting Rights held in each class of securities (IX)			No. of Shares Underlying Outstanding convertible securities (Including Warrants) (X)	Shareholding as a % assuming full conversion of convertible securities (as a percentage of diluted share capital) (XI) = (VII)+(X) as a % of	Number of Locked in shares (XII)		Number of Shares pledged or		Number of equity shares held in dematerialized form (XIV)	
								No. of Voting Rights					Total as a % of Total Voting rights	No. (a)	As a % of total Shares held (b)	No. (a)		As a % of total Shares held (b)
								Class (Eq.)	Class y	Total								
(1) Institutions :																		
(a) Mutual Funds / UTI		0.00	0.00	0.00	0.00	0.00	0.00	0.00	0.00	0.00	0.00	0.00	0.00	0.00	0.00			0.00
(b) Venture Capital Funds		0.00	0.00	0.00	0.00	0.00	0.00	0.00	0.00	0.00	0.00	0.00	0.00	0.00	0.00			0.00
(c) Alternate Investment Fund		0.00	0.00	0.00	0.00	0.00	0.00	0.00	0.00	0.00	0.00	0.00	0.00	0.00	0.00			0.00
(d) Foreign Venture Capital Investor		0.00	0.00	0.00	0.00	0.00	0.00	0.00	0.00	0.00	0.00	0.00	0.00	0.00	0.00			0.00
(e) Foreign Portfolio Investor		0.00	0.00	0.00	0.00	0.00	0.00	0.00	0.00	0.00	0.00	0.00	0.00	0.00	0.00			0.00
(f) Financial Institutions/Banks		0.00	0.00	0.00	0.00	0.00	0.00	0.00	0.00	0.00	0.00	0.00	0.00	0.00	0.00			0.00
(g) Insurance Companies		0.00	0.00	0.00	0.00	0.00	0.00	0.00	0.00	0.00	0.00	0.00	0.00	0.00	0.00			0.00
(h) Provident Funds/Pension Funds		0.00	0.00	0.00	0.00	0.00	0.00	0.00	0.00	0.00	0.00	0.00	0.00	0.00	0.00			0.00
(i) Any Other (specify)																		
Foreign Inst. Invst. (FII)		0.00	0.00	0.00	0.00	0.00	0.00	0.00	0.00	0.00	0.00	0.00	0.00	0.00	0.00			0.00
Sub Total (B)(1) :		0.00	0.00	0.00	0.00	0.00	0.00	0.00	0.00	0.00	0.00	0.00	0.00	0.00	0.00			0.00
(2) Central Govt./State Govt./ President of India :																		
		0.00	0.00	0.00	0.00	0.00	0.00	0.00	0.00	0.00	0.00	0.00	0.00	0.00	0.00			0.00
Sub Total (B)(2) :		0.00	0.00	0.00	0.00	0.00	0.00	0.00	0.00	0.00	0.00	0.00	0.00	0.00	0.00			0.00
(3) Non-institutions :																		
(a) Individuals -																		
i) Indv. shareholders holding nominal share capital upto Rs. 2 Lakh.																		
		535.00	71785.00	0.00	0.00	71785.00	0.68	71785.00	0.00	71785.00	0.68	0.00	0.68	0.00				28000.00
TOTAL :===		535.00	71785.00	0.00	0.00	71785.00	0.68	71785.00	0.00	71785.00	0.68	0.00	0.68	0.00				28000.00
ii) Indv. shareholders holding nominal share capital in excess of Rs. 2 Lakh.																		
1 SARBESWAR PARIDA	AHYPP6689F		21000.00	0.00	0.00	21000.00	0.20	21000.00	0.00	21000.00	0.20	0.00	0.20	0.00	0.00			21000.00
2 VIJAYLAXMI	AFFPV0481A		33000.00	0.00	0.00	33000.00	0.31	33000.00	0.00	33000.00	0.31	0.00	0.31	0.00	0.00			0.00
3 DEEPA JAISWAL	AFQPJ8335J		33000.00	0.00	0.00	33000.00	0.31	33000.00	0.00	33000.00	0.31	0.00	0.31	0.00	0.00			0.00
4 SAURABH GOYAL	AHYPG7837L		33000.00	0.00	0.00	33000.00	0.31	33000.00	0.00	33000.00	0.31	0.00	0.31	0.00	0.00			0.00
5 MEENU CHAND	ATKPC3748A		33000.00	0.00	0.00	33000.00	0.31	33000.00	0.00	33000.00	0.31	0.00	0.31	0.00	0.00			0.00
6 ANIL SINGH	AUAPS4912R		33000.00	0.00	0.00	33000.00	0.31	33000.00	0.00	33000.00	0.31	0.00	0.31	0.00	0.00			0.00
7 DEEPIKA VIJAYVERGIYA	AXBPV5517H		33000.00	0.00	0.00	33000.00	0.31	33000.00	0.00	33000.00	0.31	0.00	0.31	0.00	0.00			0.00
8 MAJOJ KUMAR VIJAYWARGIYA	AXGPV0562R		33000.00	0.00	0.00	33000.00	0.31	33000.00	0.00	33000.00	0.31	0.00	0.31	0.00	0.00			0.00
9 PRABHAT KUMAR MUNDHRA	BCBPM6413K		33000.00	0.00	0.00	33000.00	0.31	33000.00	0.00	33000.00	0.31	0.00	0.31	0.00	0.00			0.00
10 AJEET GAUTAM	BQHPG3597A		33000.00	0.00	0.00	33000.00	0.31	33000.00	0.00	33000.00	0.31	0.00	0.31	0.00	0.00			0.00
11 GEETA SHRESTHA	BWPPS8550R		33000.00	0.00	0.00	33000.00	0.31	33000.00	0.00	33000.00	0.31	0.00	0.31	0.00	0.00			0.00
12 DIPIKA DATTA	CGCPD8607C		33000.00	0.00	0.00	33000.00	0.31	33000.00	0.00	33000.00	0.31	0.00	0.31	0.00	0.00			0.00
13 PAVAN KUMAR	CZZPK9751J		33000.00	0.00	0.00	33000.00	0.31	33000.00	0.00	33000.00	0.31	0.00	0.31	0.00	0.00			0.00



14	NARENDRA DHARIWAL	DBAPD7814R	33000.00	0.00	0.00	33000.00	0.31	33000.00	0.00	33000.00	0.31	0.00	0.31	0.00	0.00	0.00
15	MAMTA SUMAN	DEHPS9890N	33000.00	0.00	0.00	33000.00	0.31	33000.00	0.00	33000.00	0.31	0.00	0.31	0.00	0.00	0.00
16	RUCHIKA SHARMA	HHFPS3617N	33000.00	0.00	0.00	33000.00	0.31	33000.00	0.00	33000.00	0.31	0.00	0.31	0.00	0.00	0.00
17	HARISH SINGH	IKBPS6274K	33000.00	0.00	0.00	33000.00	0.31	33000.00	0.00	33000.00	0.31	0.00	0.31	0.00	0.00	0.00
18	K P N SHARMA	OPGPS4595K	33000.00	0.00	0.00	33000.00	0.31	33000.00	0.00	33000.00	0.31	0.00	0.31	0.00	0.00	0.00
19	JAGDISH ACHARYA		33000.00	0.00	0.00	33000.00	0.31	33000.00	0.00	33000.00	0.31	0.00	0.31	0.00	0.00	0.00
20	SHANKUNTALA HARSH	AAUPH5581P	33000.00	0.00	0.00	33000.00	0.31	33000.00	0.00	33000.00	0.31	0.00	0.31	0.00	0.00	0.00
21	PRAHLAD KUMAR KATARIA	AJYPK3948G	33050.00	0.00	0.00	33050.00	0.31	33050.00	0.00	33050.00	0.31	0.00	0.31	0.00	0.00	0.00
22	REKHA AHUJA	BEWPA4168N	33050.00	0.00	0.00	33050.00	0.31	33050.00	0.00	33050.00	0.31	0.00	0.31	0.00	0.00	0.00
23	NARESH KUMAR SHARMA	BSHPS6492J	33050.00	0.00	0.00	33050.00	0.31	33050.00	0.00	33050.00	0.31	0.00	0.31	0.00	0.00	0.00
24	SAVITA SINGH	CVLPS9545J	33050.00	0.00	0.00	33050.00	0.31	33050.00	0.00	33050.00	0.31	0.00	0.31	0.00	0.00	0.00
25	KIRAN KASHYAP	CZUPK6334A	33050.00	0.00	0.00	33050.00	0.31	33050.00	0.00	33050.00	0.31	0.00	0.31	0.00	0.00	0.00
26	PURUSHOTAM	BSQPP2222L	46176.00	0.00	0.00	46176.00	0.44	46176.00	0.00	46176.00	0.44	0.00	0.44	0.00	0.00	0.00
27	JEETU KUMAR GERA	BEKPG9539R	215050.00	0.00	0.00	215050.00	2.03	215050.00	0.00	215050.00	2.03	0.00	2.03	0.00	0.00	0.00
28	ARUNA SINGH	CYKPS3702H	215050.00	0.00	0.00	215050.00	2.03	215050.00	0.00	215050.00	2.03	0.00	2.03	0.00	0.00	0.00
29	MAHAK MEHTA	AOCPM8199Q	302000.00	0.00	0.00	302000.00	2.85	302000.00	0.00	302000.00	2.85	0.00	2.85	0.00	0.00	302000.00
30	APARNA AGRAWAL	AAVPA5425C	600000.00	0.00	0.00	600000.00	5.65	600000.00	0.00	600000.00	5.65	0.00	5.65	0.00	0.00	600000.00
31	JYOTI AGRAWAL	ADXP2070N	600000.00	0.00	0.00	600000.00	5.65	600000.00	0.00	600000.00	5.65	0.00	5.65	0.00	0.00	600000.00
32	INDIRA AGRAWAL	ADYPA2642P	600000.00	0.00	0.00	600000.00	5.65	600000.00	0.00	600000.00	5.65	0.00	5.65	0.00	0.00	600000.00
33	MALTI AGRAWAL	ACMPA2697P	601980.00	0.00	0.00	601980.00	5.67	601980.00	0.00	601980.00	5.67	0.00	5.67	0.00	0.00	601980.00
34	ARUN KUMAR TULSYAN	AAQPT4845C	1010100.00	0.00	0.00	1010100.00	9.52	1010100.00	0.00	1010100.00	9.52	0.00	9.52	0.00	0.00	1010100.00
	TOTAL :===		34.00	5003606.00	0.00	0.00	5003606.00	47.14	5003606.00	0.00	5003606.00	47.14	0.00	47.14	0.00	3735080.00
	(b) NBFCs registered with RBI		0.00	0.00	0.00	0.00	0.00	0.00	0.00	0.00	0.00	0.00	0.00	0.00	0.00	0.00
	(c) Employee Trusts		0.00	0.00	0.00	0.00	0.00	0.00	0.00	0.00	0.00	0.00	0.00	0.00	0.00	0.00
	(d) Overseas Depositories (holding DRs) (balancing figure)		0.00	0.00	0.00	0.00	0.00	0.00	0.00	0.00	0.00	0.00	0.00	0.00	0.00	0.00
	(e) Any Other (specify) :															
	Bodies Corporate															
	i) Holding 1% and above :															
1	PREMSAGAR VINIMAY PRIVATE LIMITED	AAECP9297K	520000.00	0.00	0.00	520000.00	4.90	520000.00	0.00	520000.00	4.90	0.00	4.90	0.00	0.00	520000.00
2	FLAME DEALERS PRIVATE LIMITED	AABCF4506A	700000.00	0.00	0.00	700000.00	6.60	700000.00	0.00	700000.00	6.60	0.00	6.60	0.00	0.00	700000.00
3	COMPASS DISTRIBUTORS PRIVATE LIMITED	AADCC8036A	700000.00	0.00	0.00	700000.00	6.60	700000.00	0.00	700000.00	6.60	0.00	6.60	0.00	0.00	700000.00
4	JAGANMATA SALES PRIVATE LIMITED	AACCJ5212E	822900.00	0.00	0.00	822900.00	7.75	822900.00	0.00	822900.00	7.75	0.00	7.75	0.00	0.00	822900.00
5	PRIME CAPITAL MARKETS LTD	AABCP9313M	1200000.00	0.00	0.00	1200000.00	11.31	1200000.00	0.00	1200000.00	11.31	0.00	11.31	0.00	0.00	1200000.00
6	UNISYS SOFTWARES AND HOLDINGS	AABCC1191Q	1489000.00	0.00	0.00	1489000.00	14.03	1489000.00	0.00	1489000.00	14.03	0.00	14.03	0.00	0.00	1489000.00
	TOTAL :===		6.00	5431900.00	0.00	0.00	5431900.00	51.18	5431900.00	0.00	5431900.00	51.18	0.00	51.18	0.00	5431900.00
	ii) Holding Less than 1% :															
			2.00	58537.00	0.00	0.00	58537.00	0.55	58537.00	0.00	58537.00	0.55	0.00	0.55	0.00	58512.00
	TOTAL :===		2.00	58537.00	0.00	0.00	58537.00	0.55	58537.00	0.00	58537.00	0.55	0.00	0.55	0.00	58512.00
	Non Resident Indian		0.00	0.00	0.00	0.00	0.00	0.00	0.00	0.00	0.00	0.00	0.00	0.00	0.00	0.00
	Foreign National		0.00	0.00	0.00	0.00	0.00	0.00	0.00	0.00	0.00	0.00	0.00	0.00	0.00	0.00
	Overseas Corporate Bodies		0.00	0.00	0.00	0.00	0.00	0.00	0.00	0.00	0.00	0.00	0.00	0.00	0.00	0.00
	Foreign Bank		0.00	0.00	0.00	0.00	0.00	0.00	0.00	0.00	0.00	0.00	0.00	0.00	0.00	0.00
	Trust		0.00	0.00	0.00	0.00	0.00	0.00	0.00	0.00	0.00	0.00	0.00	0.00	0.00	0.00
	Foreign Company		0.00	0.00	0.00	0.00	0.00	0.00	0.00	0.00	0.00	0.00	0.00	0.00	0.00	0.00
	Others		0.00	0.00	0.00	0.00	0.00	0.00	0.00	0.00	0.00	0.00	0.00	0.00	0.00	0.00
	Sub Total (B)(3) :		577.00	10565828.00	0.00	0.00	10565828.00	99.54	10565828.00	0.00	10565828.00	99.54	0.00	99.54	0.00	9253492.00
	Total Public shareholding : (B) = (B)(1)+(B)(2)+(B)(3)		577.00	10565828.00	0.00	0.00	10565828.00	99.54	10565828.00	0.00	10565828.00	99.54	0.00	99.54	0.00	9253492.00
	IEPF Authority		0.00	0.00	0.00	0.00	0.00	0.00	0.00	0.00	0.00	0.00	0.00	0.00	0.00	0.00
	TOTAL ->		580.00	10614156.00	0.00	0.00	10614156.00	100.00	10614156.00	0.00	10614156.00	100.00	0.00	100.00	0.00	9301820.00




Table IV - Statement showing shareholding pattern of the Non Promoter - Non Public shareholder

	Category & Name of shareholders (I)	PAN (II)	Nos. of shareholders (III)	No. of fully paid-up equity shares held (IV)	No. of partly paid-up equity shares held (V)	Nos. of shares underlying Depository Receipt (VI)	Total nos. shares held (VII) = (IV)+(V)+(VI)	Shareholding % calculated as per SCRR, 1957 As a % of (A+B+C2) (VIII)	Number of Voting Rights held in each class of securities (IX)				No. of Shares Underlying Outstanding convertible securities (including Warrants) (X)	Shareholding as a % assuming full conversion of convertible securities (as a percentage of diluted share capital) (XI) = (VII)+(X) as a % of (A+B+C)	Number of Locked in shares (XII)		Number of Shares pledged or otherwise encumbered (XIII)		Number of equity shares held in dematerialized form (XIV)
									No. of Voting Rights			Total as a % of Total Voting rights			No. (a)	As a % of total Shares held (b)	No. (a)	As a % of total Shares held (b)	
									Class (Eq.)	Class y	Total								
(1)	Custodian.DR Holder	-	0	0	0	0	0	0.00	0	0	0	0.00	0	0.00	0	0.00	0	0.00	0
(2)	Employee Benefit Trust (under SEBI (share based Employee Benefit) Regulations, 2014	-	0	0	0	0	0	0.00	0	0	0	0.00	0	0.00	0	0.00	0	0.00	0
	Total Non-Promoter - Non-Public Shareholding (C)=(C)(1)+(C)(2)	-	0	0	0	0	0	0.00	0	0	0	0.00	0	0.00	0	0.00	0	0.00	0

